

DRWW TYPE

(1) ORDERING CODE

R80 DRWW 10 × 19 (S)

Material Type Outside Diameter(A) Length(D) Slot

R80 DRWW 10 × 19 (S W)

Material Type Outside Diameter(A) Length(D) Slot Coil Form

Applications: Choke Coil, peaking coils

Materials can be Changed according to your request



(2) SHAPE

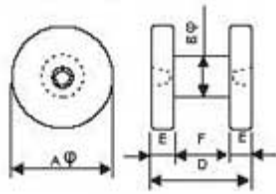


Fig 1

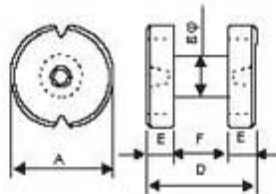
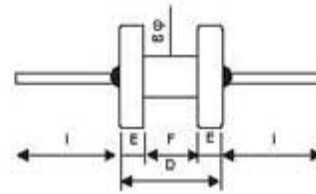
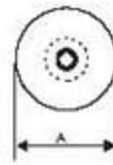


Fig 2



COIL FORM

(3) DIMENSIONS

NO.	TYPE	Fig	Dimensions(mm)				
			A	B	D	E	F
1	DRWW1.8×2	1	1.80±0.10	0.10±1.00	2.00±0.10	0.60±0.10	0.80±0.10
2	DRWW2×2	1	2.00±0.10	0.10±1.00	2.00±0.10	0.60±0.10	0.80±0.10
3	DRWW2.3×4	1	2.30±0.10	0.10±1.50	4.00±0.20	1.10±0.10	1.80±0.10
4	DRWW2.4×2 .3	1	2.40±0.10	0.10±1.30	2.30±0.10	0.50±0.10	1.30±0.10
5	DRWW2.5×2 .2	1	2.50±0.10	0.10±1.40	2.20±0.10	0.55±0.10	1.10±0.10
6	DRWW2.5×2.3	1	2.50±0.10	0.10±1.30	2.30±0.10	0.50±0.10	1.30±0.10
7	DRWW2.5×4	1	2.50±0.10	0.10±1.40	4.00±0.20	0.80±0.10	2.40±0.10
8	DRWW2.5×7	1	2.50±0.10	0.10±1.70	7.00±0.20	1.00±0.10	5.00±0.20
9	DRWW3×2.5	1	3.00±0.10	1.80±0.10	0.50±0.20	0.95±0.10	0.60±0.10
10	DRWW3×6	1	3.00±0.10	2.00±0.10	6.00±0.20	1.50±0.10	3.00±0.10
11	DRWW3×8	1	3.00±0.10	2.00±0.10	8.00±0.20	1.50±0.10	5.00±0.20
12	DRWW3×10	1	3.00±0.10	2.00±0.10	10.0±0.20	2.00±0.10	6.00±0.20
13	DRWW3×6(S)	2	3.00±0.10	2.00±0.10	6.00±0.20	1.50±0.10	3.00±0.10
14	DRWW3.3×6	1	3.30±0.10	2.00±0.10	6.00±0.20	1.50±0.10	3.00±0.10
15	DRWW3.5×6	1	3.50±0.10	2.00±0.10	6.00±0.20	1.50±0.10	3.00±0.10
16	DRWW4×8	1	4.00±0.20	2.00±0.10	8.00±0.20	1.50±0.10	5.00±0.20
17	DRWW4×10	1	4.00±0.20	2.00±0.10	10.0±0.20	2.00±0.10	6.00±0.20
18	DRWW4×10(S)	2	4.00±0.20	2.00±0.10	10.0±0.30	2.00±0.10	6.00±0.20
19	DRWW4.2×3.3	1	4.20±0.20	1.80±0.10	3.30±0.20	0.95±0.10	1.40±0.10
20	DRWW4.2×6(S)	2	4.20±0.20	2.00±0.10	6.00±0.20	1.50±0.10	3.00±0.10
21	DRWW4.3×11.2(S)	2	4.30±0.20	3.00±0.20	11.2±0.30	2.10±0.10	7.00±0.20
22	DRWW4.5×8.2(S)	2	4.50±0.20	2.20±0.10	8.20±0.30	1.85±0.10	4.50±0.20
23	DRWW4.5×9	1	4.50±0.20	2.50±0.10	9.00±0.30	1.50±0.10	6.00±0.20
24	DRWW4.6×5.8	1	4.60±0.20	2.00±0.10	5.80±0.20	1.40±0.10	3.00±0.20
25	DRWW5×12	1	5.00±0.20	3.00±0.20	12.0±0.30	2.00±0.10	8.00±0.20
26	DRWW5×7(S)	2	5.00±0.20	2.00±0.10	7.00±0.20	2.00±0.10	3.00±0.20
27	DRWW5.7×9(S)	2	5.70±0.20	3.00±0.20	9.00±0.20	1.50±0.10	6.00±0.20
28	DRWW6×8(S)	2	6.00±0.20	2.50±0.20	8.00±0.20	2.00±0.10	4.00±0.20
29	DRWW6×12	1	6.00±0.20	3.00±0.20	12.0±0.30	2.00±0.10	8.00±0.20

30	DRWW6.5×7.5(S)	2	6.50±0.20	4.50±0.20	7.50±0.20	0.90±0.10	5.70±0.20
31	DRWW7.8×7.2(S)	2	7.80±0.20	3.50±0.20	7.20±0.20	0.82±0.10	5.50±0.20
32	DRWW8×10	1	8.00±0.20	3.50±0.20	10.0±0.30	2.25±0.20	5.50±0.20
33	DRWW9×12	1	9.00±0.20	4.00±0.20	12.0±0.30	2.50±0.20	7.00±0.20
34	DRWW9×19(S)	2	9.00±0.20	4.00±0.20	19.0±0.30	3.00±0.20	13.0±0.20
35	DRWW9.5×11.5(S)	2	9.50±0.20	5.50±0.20	11.5±0.30	2.25±0.20	7.00±0.20
36	DRWW10×19	1	10.0±0.30	5.50±0.20	19.0±0.30	3.00±0.20	13.0±0.20
37	DRWW10×19(S)	2	10.0±0.30	5.50±0.20	19.0±0.30	3.00±0.20	13.0±0.20
38	DRWW10×25	1	10.0±0.30	6.00±0.20	25.0±0.50	3.50±0.20	18.0±0.20
39	DRWW12×21(S)	2	12.0±0.30	6.50±0.20	21.0±0.40	1.50±0.10	18.0±0.20
40	DRWW13×11	1	13.0±0.30	6.00±0.20	11.0±0.30	2.00±0.10	7.00±0.20
41	DRWW14×19(S)	2	14.0±0.30	7.00±0.20	19.0±0.30	2.50±0.20	14.0±0.20
42	DRWW14×20	1	14.0±0.30	7.00±0.20	20.0±0.40	2.50±0.20	15.0±0.20
43	DRWW15×11(S)	2	15.0±0.30	7.00±0.20	11.0±0.30	2.00±0.10	7.00±0.20

Copyright 2005 YUXIANG Magnetic Materials Ind. Co.,Ltd.All Rights Reserved.

Add: 16F1,jinyuan building,NO.57,hubin S.Rd.,Xiamen,China.361004

Tel : (86)592 2225286 (86)592 2219816 (86)592 2217138 Fax: (86)592 2207122

Email : magnetcom@gmail.com sales@magnet-tech.com